

# innovus<sup>®</sup>

Decorative Products



**SONAE**   
**ARAUCO**

Taking wood further

2023 COLLECTION



Taking wood further

## RESPECTING THE ENVIRONMENT IS PART OF OUR NATURE

At Sonae Arauco we are committed to the concept of the sustainable use of raw materials and we actively respect these principles in all our business practices.

The basis of the quality provided by its products is the use of wood from sustainably managed and carefully controlled origins. Under the scope of this policy, Sonae Arauco has FSC® (Forest Stewardship Council®) Certification.

Sonae Arauco products are an important source of carbon capture, contributing to the mitigation of climate change. Its Environmental Product Declaration (EPD) is verified by the institute Bauen und Umwelt e.V. and presents a transparent view of the environmental impact of its products.

These Declarations describe the materials in relation to their environmental impact, through a lifecycle assessment, as well as their technical and functional characteristics. They are based on a quantitative and objective assessment, based on standard EN15804, which allows the sustainability of the materials and projects where they are used to be assessed.

All Sonae Arauco factories meet internationally recognized standards in terms of occupational health and safety, as well as environmental, quality and energy management standards. This is confirmed by the OHSAS 18001, EN ISO 14001, EN ISO 9001 and ISO 45001.

## WE CREATE WOOD-BASED SOLUTIONS FOR A BETTER LIFE AND A BETTER PLANET

Sonae Arauco is a worldwide producer of wood-based panels. Its mission is to offer wood-based solutions that improve people's lives. Sonae Arauco strives to take innovation further, bringing its products to the next level of design and quality for the furniture and interior design sectors.

With an international presence, a strong industrial soul and a long-term vision, Sonae Arauco is deeply committed to the environment. The development of its wood-inspired solutions takes industrial functionality, quality and design aspects into consideration, turning its products into value-added solutions with multiple application possibilities.

[www.sonaearauco.co.za](http://www.sonaearauco.co.za)

## HOW CAN OUR PRODUCTS HELP YOU TO BECOME GREEN BUILDING CERTIFIED?

The Green Building Council of South Africa (GBCSA) is a membership-based organisation that operates across the commercial, residential and public sectors; advocating for and certifying buildings that meet the GBCSA criteria, in order to ensure that buildings and homes are designed, built and operated in a sustainable way.

They also provide building owners and operators with the tools to assess their building's performance, ensuring that the building remains sustainable in terms of its environmental impact and operational and maintenance costs, as well as being a healthy and productive place to work.

GBCSA certification is awarded based on a Green Star SA interiors rating tool, which awards points based on an assessment of the environmental attributes of the building's interior fit outs, rewarding buildings based on their ability to meet certain criteria which fall into 10 different categories, namely – management; indoor environmental quality; energy; transport; water; materials; land use and ecology; emissions; innovation and socio-economic. GBCSA certification can be achieved for both existing buildings and for buildings undergoing refurbishment or construction.

Crucial to the process of obtaining GBCSA certification is the selection of construction materials that meet specific requirements, with a certain number of points needed in order to ensure a green star rating.

## WHEN USING INNOVUS DECORATIVE PRODUCTS, WHICH ARE E1 CERTIFIED, POINTS CAN BE AWARDED IN THE FOLLOWING CATEGORIES:

### 1) Materials

This category encourages the use of sustainable building materials and waste reduction; something which we contribute towards by:

- Promoting the use of materials that have a positive environmental, economic and social impact through our Environmental Product Declaration.
- Recognising raw manufacturers who improve the impact their products generate throughout their life cycle.
- Recognising the project teams that select verified products that have been extracted or sourced responsibly.

### 2) Indoor Environmental Quality

This category recognises buildings with factors including better indoor air quality, exposure to daylight and views of the outdoors. Our contribution lies in our low-emitting materials, with which we aim to reduce the concentration of chemicals that damage air quality, human health, productivity and the environment.



# innovus<sup>®</sup>

## Decorative Products

Innovus Decorative Products are inspired by our everyday lives, the places we live and work become part of who we are.

Innovus Matching Life.

## FINISHES

Innovus Decorative Products are available in five different finishes, each providing a unique "look & feel", ensuring high functionality and appeal in all environments.

### STUCCO

Stucco is a highly tactile surface inspired by industrial environments, urban lofts and natural origin materials.

STU

### SILHOUETTE

This linear embossed finish provides a deep-matte effect, creating a highly authentic woodgrain perfect for all applications.

SIL

### NEW

### SPIRIT

Spirit is an expressive finish, full of movement and contrast, providing the true spirit of real wood.

SPT

### TEXTURED

Provides a smooth surface that is great for all environments, whilst maintaining its natural appeal. Ideal for all applications.

TT

### ALPINE

A stalwart embossed finish, bringing woodgrains to life. Suitable for most applications.

ALP

## Complete match between MFC and other complementary products

- 100+ Combinations  
Decor/Finish
- 27 Woodgrains
- 10 Fantasies
- 8 Unicolours
- 5 Finishes  
Spirit • Stucco  
Silhouette • Textured •  
Alpine

## INNOVUS COLLECTION

We proudly welcome you to the Innovus world and its new ideas. The perfect solution for your interior refurbishment.





# FANTASIES

Innovative projects call for daring elements. Whether you prefer textured patterns, a rocky design or a ceramic appearance, Innovus fantasies will enhance the beauty and the creativity of your spaces. Make your project unique with a touch of this new exclusive finish.





FOUNDRY / STU




ELMINA / STU



LEATHERWOOD / STU




OXYDE / STU



NATURAL CONCRETE / SIL / TT



URBAN STEEL / STU



METRO / TT



NEVADA / SPT

## WOODGRAINS

There is nothing like the warm, cosy and elegant feeling that wood decorated spaces bring. The singular characteristics of wood designs will make any space or furniture elegant, charming, inviting and welcoming. Innovus offers a complete selection of wood décors and exclusive finishes. Choose the décor that best matches your ideas.

NEW



NEW

KINGSWOOD / SPT



NEW

AURORA / SPT



NEW

AMBER / SPT



NEW

ECLIPSE / SPT



PACIFIC / SIL / TT







SYMPHONY / SIL / TT



SAHARA / SIL / TT



BALSA / TT / ALP



LUNAR ASH / TT / ALP



LARICINA / TT / ALP



AGED STONE / SIL / TT



NORDIC ICE / SIL / TT



BURNT OAK / SIL / TT





NATURAL OAK / TT / ALP



WASHED SHALE / TT / ALP



MEMPHIS CHERRY / TT / ALP



CANADIAN MAPLE / TT / ALP



CHERRY ROYALE / TT / ALP



FRENCH WALNUT / TT / ALP



SMOKED CEDAR / TT / ALP



ROYAL MAHOGANY / TT / ALP



# UNICOLOURS

Colour is everywhere. It has the ability to express moods and thoughts and can add the finishing touch to any space. Choose the colour that best matches your ideas and let your project speak for itself.




SHADOW BLUE / SIL / TT




CASTLE GREY / STU / SIL / TT

NEW




PURE WHITE / SIL / TT



COTTON / STU / SIL / TT



VERMONT SLATE / STU / SIL / TT



BASALT / SIL / TT



WINDSOR GREY / SIL / TT



EBONY / SIL / TT



## AVAILABILITY LIST:

DÉCOR NAME	SUBSTRATE	THICKNESS (MM)	FINISHES	DÉCOR NAME	SUBSTRATE	THICKNESS (MM)	FINISHES
ELMINA™ <b>NEW</b>	PB	16	STU	CHERRY ROYALE™	PB, MDF	12, 16, 18, 22, 32*	TT / ALP
FOUNDRY™	PB	16	STU	FRENCH WALNUT™	PB, MDF	12, 16, 18, 22, 32*	TT / ALP
GRIGIO™	PB	16	STU	GLACIER™	PB, MDF	12, 16, 18, 22, 32*	SIL / TT
BIANCO™	PB	16	STU	LARICINA™	PB, MDF	12, 16, 18, 22, 32*	TT / ALP
LEATHERWOOD™	PB	16	STU	LUNAR ASH™	PB, MDF	12, 16, 18, 22, 32*	TT / ALP
METRO™	PB	16	TT	MEMPHIS CHERRY™	PB, MDF	12, 16, 18, 22, 32*	TT / ALP
NATURAL CONCRETE™	PB, MDF	12, 16, 18, 22, 32*	SIL / TT	NATURAL OAK™	PB, MDF	12, 16, 18, 22, 32*	TT / ALP
NERO™	PB	16	STU	NORDIC ICE™	PB, MDF	12, 16, 18, 22, 32*	SIL / TT
OXYDE™	PB	16	STU	ROYAL MAHOGANY™	PB, MDF	12, 16, 18, 22, 32*	TT / ALP
URBAN STEEL™	PB	16	STU	SAHARA™	PB, MDF	12, 16, 18, 22, 32*	SIL / TT
AMBER™ <b>NEW</b>	MDF	16	SPT	SMOKED CEDAR™	PB, MDF	12, 16, 18, 22, 32*	SIL / TT
AURORA™ <b>NEW</b>	MDF	16	SPT	SYMPHONY™	PB, MDF	12, 16, 18, 22, 32*	SIL / TT
ECLIPSE™ <b>NEW</b>	MDF	16	SPT	TERRA NOVA™	PB, MDF	12, 16, 18, 22, 32*	SIL / TT
KINGSWOOD™ <b>NEW</b>	MDF	16	SPT	WASHED SHALE™	PB, MDF	12, 16, 18, 22, 32*	TT / ALP
NEVADA™ <b>NEW</b>	MDF	16	SPT	CASTLE GREY™ <b>NEW</b>	PB, MDF	12, 16, 18, 22, 32*	STU / SIL / TT
SANCTUARY™ <b>NEW</b>	PB, MDF	12, 16, 18, 22, 32*	SIL / TT	SHADOW BLUE™	PB, MDF	12, 16, 18, 22, 32*	SIL / TT
CHOBE™	PB, MDF	12, 16, 18, 22, 32*	SIL / TT	BASALT™	PB, MDF	12, 16, 18, 22, 32*	SIL / TT
PACIFIC™	PB, MDF	12, 16, 18, 22, 32*	SIL / TT	COTTON™	PB, MDF	12, 16, 18, 22, 32*	STU / SIL / TT
AGED STONE™	PB, MDF	12, 16, 18, 22, 32*	SIL / TT	EBONY™	PB, MDF	12, 16, 18, 22, 32*	SIL / TT
BALSA™	PB, MDF	12, 16, 18, 22, 32*	TT / ALP	PURE WHITE™	PB, MDF	12, 16, 18, 22, 32*	SIL / TT
BURNT OAK™	PB, MDF	12, 16, 18, 22, 32*	SIL / TT	VERMONT SLATE™	PB, MDF	12, 16, 18, 22, 32*	STU / SIL / TT
CANADIAN MAPLE™	PB, MDF	12, 16, 18, 22, 32*	TT / ALP	WINDSOR GREY™	PB, MDF	12, 16, 18, 22, 32*	SIL / TT
CASCADE™	PB, MDF	12, 16, 18, 22, 32*	SIL / TT				

- **Finishes:** STU - Stucco / TT - Textured / SIL - Silhouette / ALP - Alpine / SPT - Spirit
- Items that are marked in **bold** are considered the most popular choice.
- 32\* indicates that this thickness is only available in the particleboard substrate.
- **Disclaimer:** Product offering is subject to change.  
Please contact your nearest stockist / sales representative to confirm availability.

**innovus**<sup>®</sup>  
Decorative Products

## LEARN MORE ABOUT INNOVUS

### WEBSITE

Visit our website and discover all the features we have to offer you. Access the detailed information about our range of products, download technical documents and marketing material that is available to you and get to know our detailed offer. [www.sonaearauco.co.za](http://www.sonaearauco.co.za)

### SOCIAL MEDIA

Keep up with all the news from Sonae Arauco and be inspired by our posts on social media. Follow our pages and discover the architecture and interior design trends as well as the events we are present at.



### 3D SIMULATOR

Explore the scenarios we have created for you. Whether it's for a residential or professional project, we have a set of solutions that will give you a preview of the final result.

[www.sonaearauco.co.za/3d-simulator/](http://www.sonaearauco.co.za/3d-simulator/)

### SAMPLES

Before making the final decision on projects, architects, interior designers and furniture manufacturers are welcome to request a set of samples.

Contact: [info.southafrica@sonaearauco.com](mailto:info.southafrica@sonaearauco.com)

### APP

Explore our full range, on your smartphone. Get inspired and create breathtaking spaces with the Innovus App.

Our app boasts the ability to share decor ideas with clients and friends or family and features a virtual showroom for office spaces, kitchens, bedrooms and bathrooms.

### DOWNLOAD



APPLE



ANDROID

### QUALITY

Sonae Arauco works closely with EPH, an independent accredited test laboratory and certification body. EPH is recognised worldwide as proof of performance for materials and products, including Green Building Council SA (ISO / IEC / IEC 17025 registered laboratory).

### SUSTAINABILITY

Timber is Sonae Arauco's primary raw material. As a major user of the natural, renewable and recyclable material, our commitment is to protect the environment, to eco-efficiency and to the sustainable sourcing of all our raw materials. We subscribe to EPD and LCA as part of this commitment.

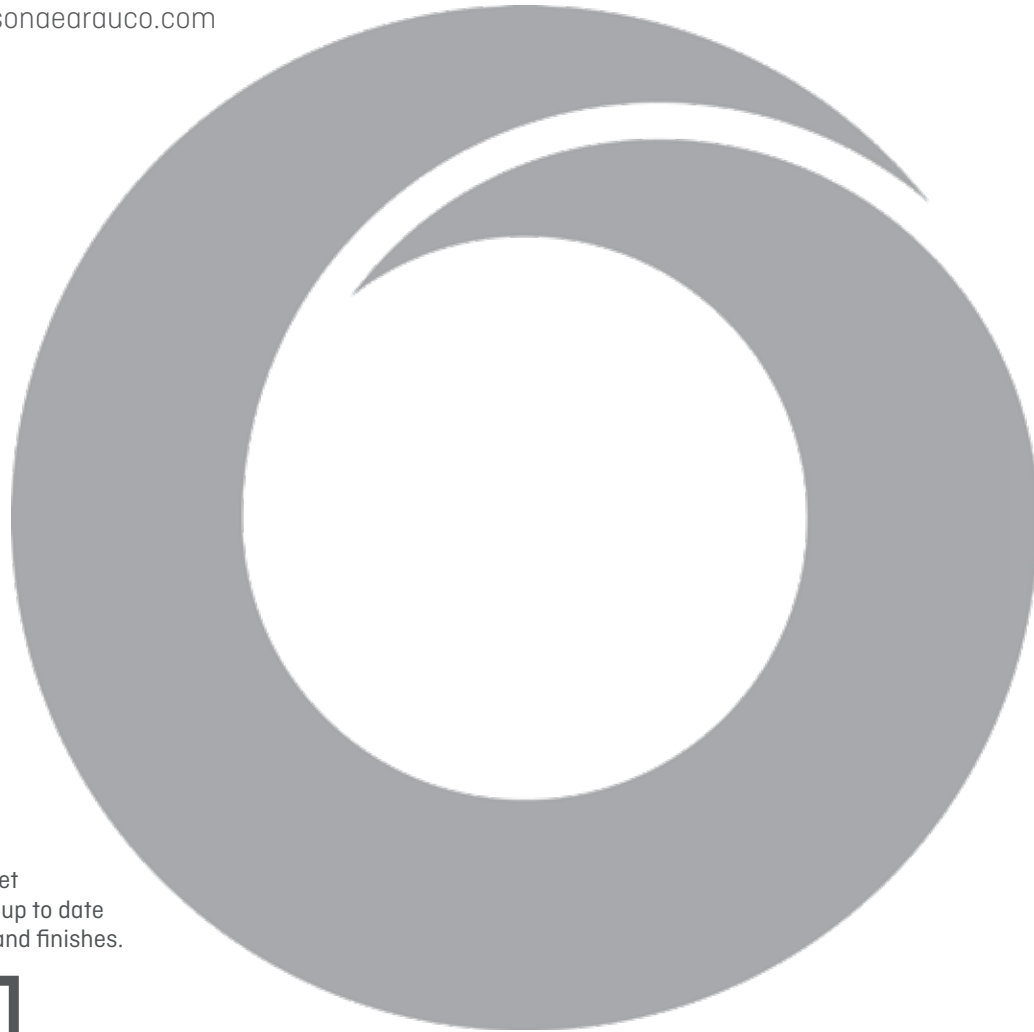
**Disclaimer:** Please note that whilst every possible effort has been made to ensure that the colour and structural differentiation on examples is accurate, between printing and the final product there will always be a slight variance. Please see an actual sample before making a decision.





## **SONAE ARAUCO SOUTH AFRICA (PTY) LTD**

Building 18, First Floor,  
Woodlands Office Park,  
20 Woodlands Drive,  
Woodmead  
Tel: (+27) 11 236 1400  
info.southafrica@sonaearauco.com



Register your sample set  
with us today and stay up to date  
with our latest decors and finishes.



<https://sonaearauco.co.za/samples>

**SONAE**   
**ARAUCO**  
Taking wood further